

ASmPT enabling the
digital world



DEK TQ printer platform

Maximum quality, performance and
flexibility for the Intelligent Factory

DEK TQ PRINTER PLATFORM

MAXIMUM QUALITY AND PERFORMANCE PAIRED WITH HIGH FLEXIBILITY

Super-fast, exceptionally precise, and a real space-saver – the numbers speak for themselves: Core cycle times from 5 to 6.5 seconds, wet-printing accuracy of ± 17.0 microns @ 2 cpk, and a footprint from 1.3 to 1.95 square meters. Maximum flexibility thanks to two versions: DEK TQ for boards up to 400 mm x 400 mm and DEK TQ L for boards up to 600 mm x 510 mm.

The machine achieves its exceptional speed in part through its three-stage transport and its unique NuMotion controllers with fiber-optic wiring. Newly developed drives, off-belt printing and innovative clamping systems ensure a new level of accuracy and an extremely stable printing process – certified by ASMPT because the precision of each machine is measured and documented prior to delivery.

With the Dual Access Cover for paste cartridge changeover without stopping the printer, automatic Smart Pin Support and a series of more smart features, the printers run on average for more than eight hours without a single user assist. And closed-loop links with SPI systems guarantee maximum efficiency.

The printer platform fits seamlessly into the concept of the Intelligent Factory and delivers with IPC-HERMES-9852 and IPC-CFX board-related M2M and M2H communication along the line and integrates seamlessly with MES, ERP and AIV fleet management systems. In addition, a wide range of options enables even more advanced degrees of paste printing automation.



DEK TQ INNOVATIONS



Innovative, flexible high-speed stencil cleaning system

With extra-large fabric rolls, easy replaceable cleaning body and a new dispenser system for the cleaning medium. Easy change of cleaning and fabric roll width.



Innovative printhead

With integrated paste height control and a new squeegee that's faster and more accurate.



Smart Pin Support

Automatic and flexible support for setting pins with verification of pin position and height reduces manual assists.

THE DEK TQ IS YOUR COMPETITIVE ADVANTAGE



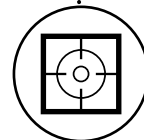
Maximum printing quality

New clamping process for off-belt printing, an innovative printhead and drive, and full-area pneumatic stencil clamping



Maximum precision

Wet-print accuracy of up to ± 17.0 microns @ 2 cpk
Paste printing for 0201m components



Maximum throughput

Core cycle time of 5 seconds (DEK TQ) and 6.5 seconds (DEK TQ L)




Fast 3-stage transport

Linear drives, innovative clamping systems, off-belt printing, NuMotion controller



Up to 8 hours without assists

Understencil cleaning system with 22-meter fabric roll and 7-liter cleaning fluid supply, automatic paste management, and automatic Smart Pin Support



Open, easy to integrate

IPC-HERMES-9852, closed-loop to SPI, WORKS Operations Information Broker, IPC-CFX




Efficient programming

New instinctive software and offline programming with WORKS software



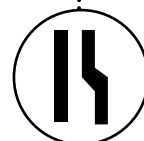
Best floorspace performance

Footprint of only 1.3 square meters (DEK TQ) and 1.95 square meters (DEK TQ L)



Back-to-back

The perfect solution for dual-conveyor lines




Linear drives, clamping systems, and innovative conveyors

That standard 3-stage conveyor with its new off-belt printing ensures quick and extremely stable printing processes.



DEK All Purpose Clamping (APC)


Universal and flexible clamping system that automatically adapts to the board shape and thickness thanks to software-control linear drives.



More about the DEK TQ Printer platform



DEK TQ printer platform



Machine type	DEK TQ	DEK TQ L
Standard configuration	Description	
Machine accuracy	> 2.0 cmk @ ±12.5 microns (±6 sigma)	
Wet-printing accuracy	> 2.0 cmk @ ±17.0 microns (±6 sigma)	
Shortest core cycle time (CCT)	5 seconds	6.5 seconds
Maximum print area	400 mm (X) × 400 mm (Y) (1-stage conveyor)	560 mm (X) × 510 mm (Y) (1-stage conveyor)
Controller	Nu-Motion controller	
Axis drive	Each linear drive with high-precision encoders for camera axis and understencil cleaning	
Squeegee pressure control	Software-controlled, motorized with closed-loop feedback	
Stencil positioning	Automatic loading system with drip tray for squeegee	
Min. substrate size	50 mm (X) × 50 mm (Y)	50 mm (X) × 50 mm (Y)
Max. substrate size	250 mm (X) × 400 mm (Y) (3-stage conveyor) 400 mm (X) × 400 mm (Y) (1-stage conveyor)	300 mm (X) × 510 mm (Y) (3-stage conveyor) 600 mm (X) × 510 mm (Y) (1-stage conveyor)
Machine dimensions (approx.)	1000 mm x 1300 mm x 1600 mm (L × W × H)	1300 mm x 1500 mm x 1600 mm (L x W x H)
Options		
Automatic Smart Pin Support	30-pin magazine (4-mm and 12-mm pins)	up to 60-pin magazine (4-mm and 12-mm pins)
DEK Paste Management	Automatic solder paste application with automatic paste roll height control	
Dual Access Cover	Easy paste cartridge/pot exchange without printer and line stop	
DEK All Purpose Clamping	Flexible and totally software-controlled vertical and lateral clamping	
High Flow Vacuum	Special large-area vacuum system incl. flexible tooling box – ideal for carriers	
Closed-loop link to SPI systems	Expanded solder paste control with ProDEK	



ASMPT GmbH & Co. KG
Rupert-Mayer-Strasse 48 | 81379 Munich | Germany | Phone: +49 89 20800-22000 | Email: smt-solutions.de@asmpt.com

asmpt.com | smt.asmpt.com

Edition 7/02-2024 | All rights reserved. All rights reserved. | Order No.: A22-ASMPT-A310-EN | Printed in Germany | © ASMPT GmbH & Co. KG

All information and illustrations in this brochure are provided “as is” and without any warranties of any kind, whether expressed or implied, including but not limited to, implied warranties of satisfactory quality, fitness for a particular purpose and/or correctness.

The contents of this brochure are for general information purposes only, do not constitute advice, and are subject to change without notice. ASMPT therefore makes no warranties or representations regarding the use of the content, details, specifications or information contained in this brochure in terms of their correctness, accuracy, adequacy, usefulness, timeliness, reliability or otherwise, in each case to the fullest extent permitted by law. Please contact ASMPT for the most current information. Any specific performance features and/or capabilities will only be binding if contractually agreed upon.

All product names are brands or trademarks of ASMPT or other suppliers. Unauthorised use by third parties may violate the rights of their owners.